

# Women's History

Grades  
3-5

Name: \_\_\_\_\_ Teacher: \_\_\_\_\_

I learned about women's contributions to history. Here are four women I learned about.

Name	Her Big Accomplishment
Juliette Gordon Low	founded the Girl Scouts
Jane Goodall	
Malala Yousafzai	

**SCROLL**  
to take a look inside!

**4 LIBRARY LESSONS**  
by Cari White  
**+ SCAVENGER HUNT**



# Lesson plans for 4 library classes

➤ Read aloud great picture book

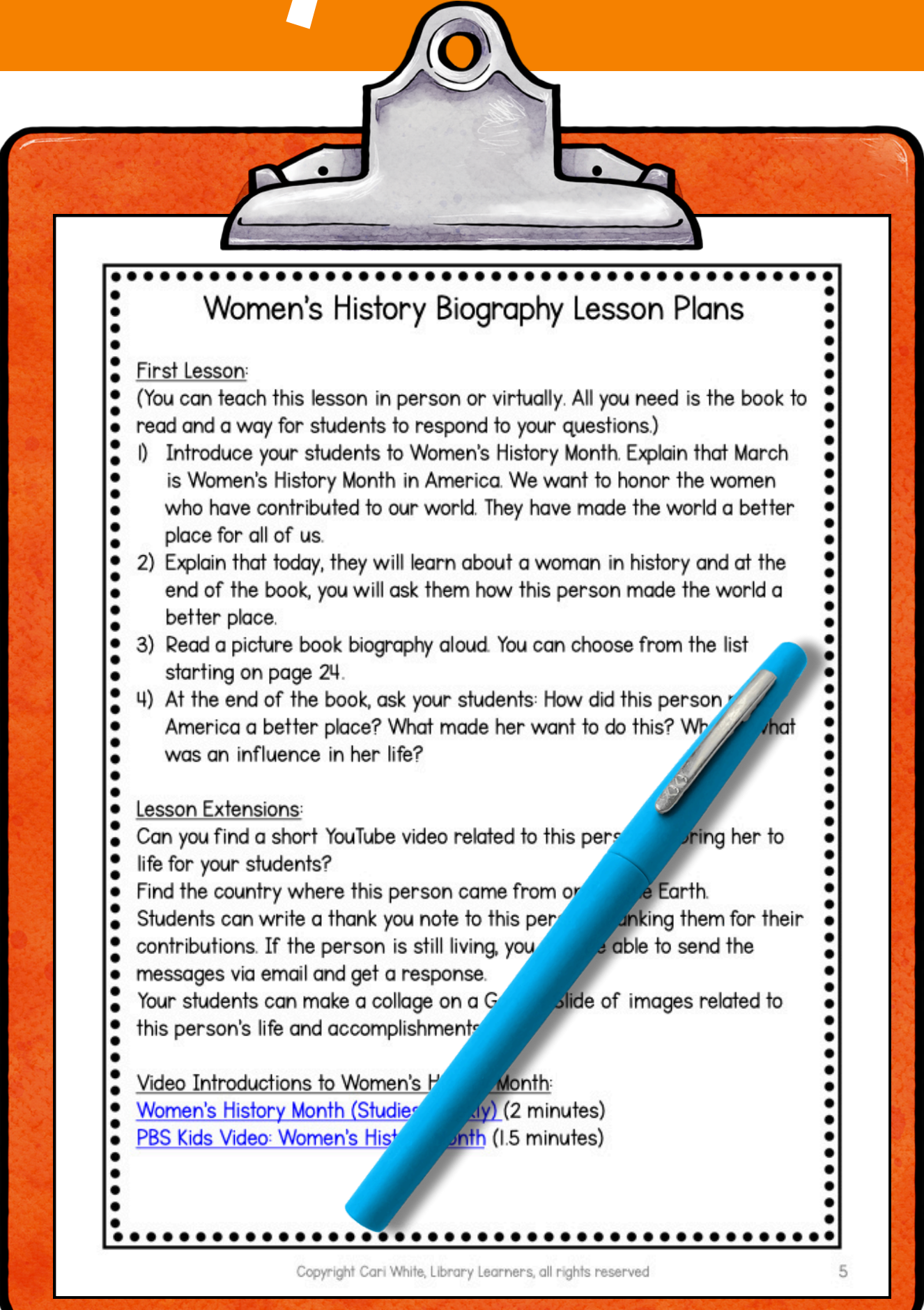
biographies

➤ Introduce students to Women's History

Month

➤ Discuss how these women made America

better



Women's History Biography Lesson Plans

First Lesson:  
(You can teach this lesson in person or virtually. All you need is the book to read and a way for students to respond to your questions.)

- 1) Introduce your students to Women's History Month. Explain that March is Women's History Month in America. We want to honor the women who have contributed to our world. They have made the world a better place for all of us.
- 2) Explain that today, they will learn about a woman in history and at the end of the book, you will ask them how this person made the world a better place.
- 3) Read a picture book biography aloud. You can choose from the list starting on page 24.
- 4) At the end of the book, ask your students: How did this person make America a better place? What made her want to do this? What was an influence in her life?

Lesson Extensions:  
Can you find a short YouTube video related to this person inspiring her to life for your students?  
Find the country where this person came from on the Earth.  
Students can write a thank you note to this person thanking them for their contributions. If the person is still living, you will be able to send the messages via email and get a response.  
Your students can make a collage on a Google slide of images related to this person's life and accomplishments.

Video Introductions to Women's History Month:  
[Women's History Month \(Study.com\)](#) (2 minutes)  
[PBS Kids Video: Women's History Month](#) (1.5 minutes)

Copyright Cari White, Library Learners, all rights reserved 5

# Teaching tips for the scavenger hunt

## Teaching Guide and Lesson Tips

I created this scavenger hunt to help our students find more Women's History resources in our library. Women's History Month is celebrated in the USA in March of every year, but you can use this scavenger hunt any time you want to introduce your students to diverse books.

### Scavenger Hunt Cards

Of course I don't know exactly which books are in your library. I chose recent (for accuracy in biographies) and popular titles for the images. Your students may not find the exact book pictured on their card. But they should be able to find another book about the same person. If not, you can make duplicate cards of the books that you DO have in your library.

I copy these cards on white cardstock and laminate them to make them last longer. I give each student one of the cards, and ask them to find a book about that person. You can have students work with partners or in groups, if you'd like.

If your students are learning to search the catalog, you can have them complete this scavenger hunt using your online catalog to find information. If your students are learning about shelf locations, you can ask them to find the book in the catalog first, then take the book from the shelf to complete the exit ticket. Students can also search for ebooks, on Epic or Sora.

### Recording Sheets

As an exit ticket, your students can complete one of the recording sheets. They'll either tell you about the book they want to read or about the person whose biography they found. The choice is yours. Or you can have them complete the two different exit tickets in two different lessons.

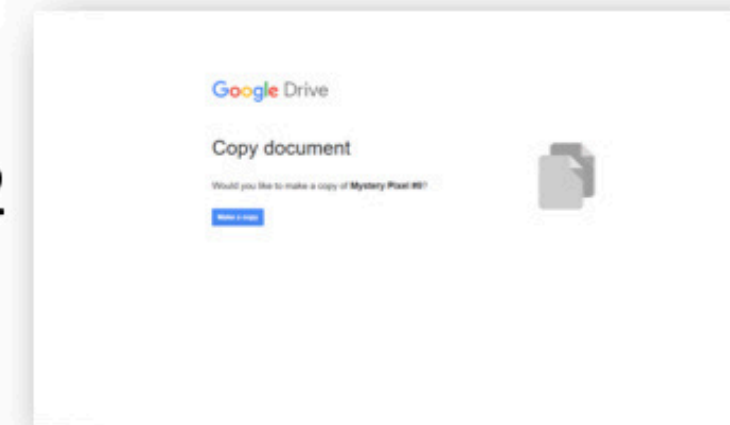
## Instructions for sharing to Google Classroom

[Link to Biography Cards in Google Slides](#)

1 [Link to Exit Tickets on Google Slides](#)

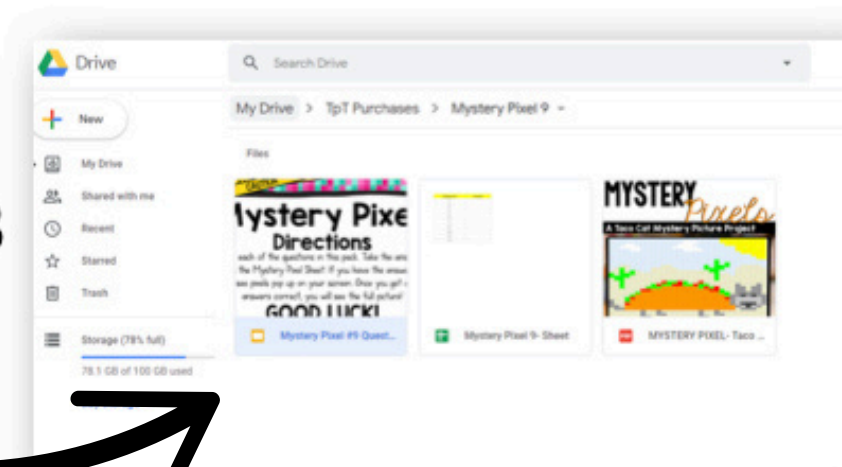
Click the link to the left. This will force a copy of this document into your Google Drive folder. Make sure you are logged into the correct Google account. This should be the same account you use with your students.

2



Click on "Make a Copy." This will force the copy into your Drive.

3



Open the file you wish to share with students inside of Google Classroom. You don't need to do anything to the file, just open it once and then close. Once again, ensure that you are in the correct Google account before advancing to the next step.

# 48 print & digital cards



	Joan Procter
	Eleanor Roosevelt
	Wilma Rudolph
	Wu Chien Shiung

Copyright Cari White, Library Learners, all rights reserved 17



	Juliette Gordon Low
	Wangari Maathai
	Dave Montague

# Students will practice finding books

- On your library's book shelves
- In your online catalog
- In an ebook app, like Epic




# Print & digital exit tickets

Name: \_\_\_\_\_ Teacher: \_\_\_\_\_

Today I learned about women's contributions to our history.  
Here are two women I learned about.

Her Name	Her Big Accomplishment

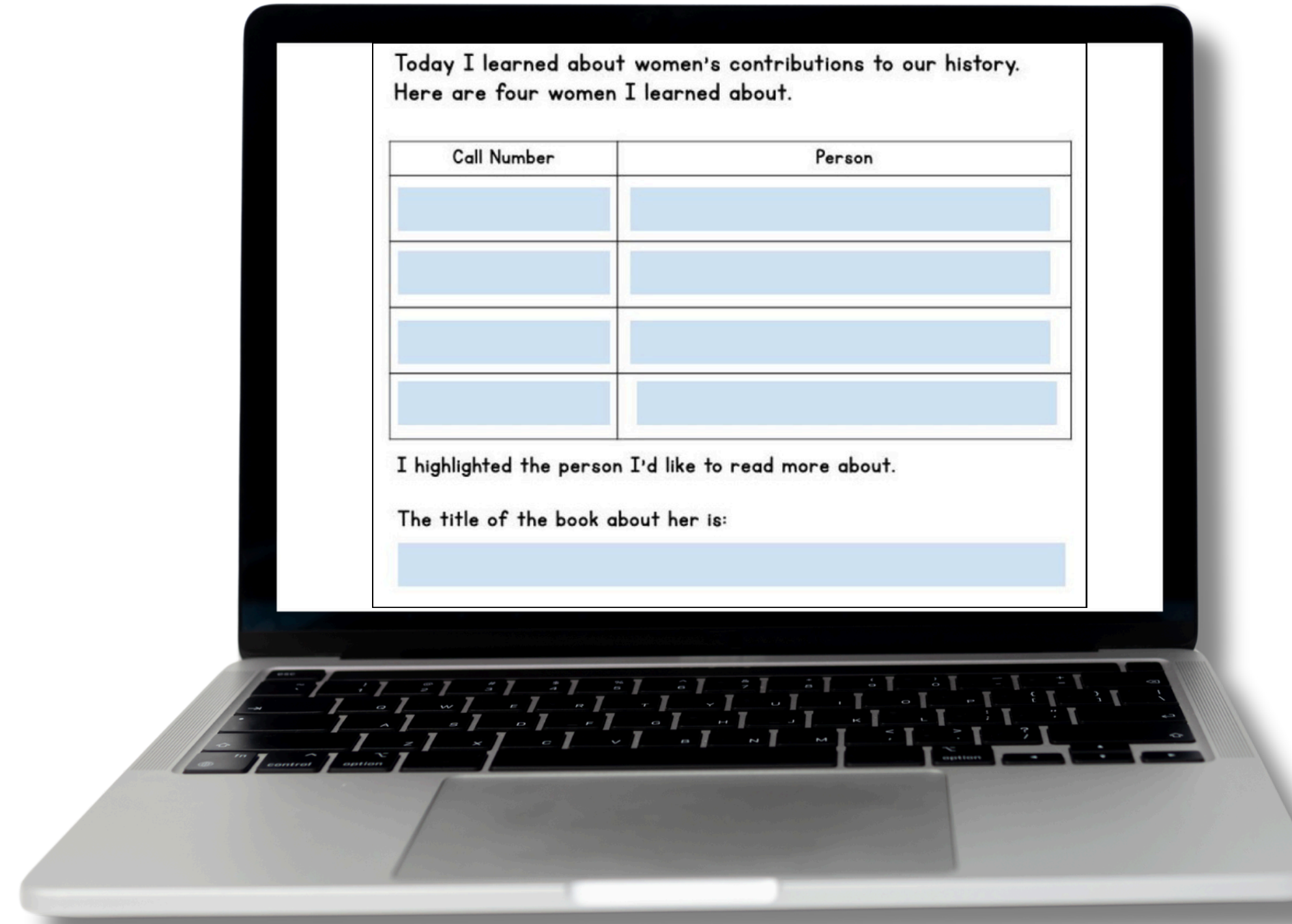


Today I learned about women's contributions to our history.  
Here are four women I learned about.

Call Number	Person

I highlighted the person I'd like to read more about.

The title of the book about her is:



✔ Provide accountability

✔ Check for understanding

# Librarian reviews

“I have them laminated and ready to go for next school year. I can hardly wait to use them. The students will love them. Well done!”

“Love some of the women listed and will use to help some collection development...will be great to use during Women’s History Month.”

# Save big with the bundle!

“My students enjoyed this activity and are learning a lot about the diverse history of the US by exploring different books. I used getepic.com as their digital “library” and their were able to find books on pretty much everyone included, so it worked for distance learning as well.”

 Click to learn more!

## History Months Bundle

Grades 3-5



Katherine Johnson

Teacher: \_\_\_\_\_  
About African-American contributions to our history, here are four people that I learned about.




Elisa Chavarri

Author or illustrator

Person \_\_\_\_\_

Teacher: \_\_\_\_\_  
I found \_\_\_\_\_ Hispanic Heritage in our library. \_\_\_\_\_ that I found.

Emmanuel Yeboah



Title \_\_\_\_\_

Teacher: \_\_\_\_\_  
Today I learned about women's contributions to our history. Here are two women I learned about.

- Black History Month
- Hispanic Heritage Month
- Women's History Month

Name	Her Big Accomplishment

library lessons & scavenger hunts  
by Cari White