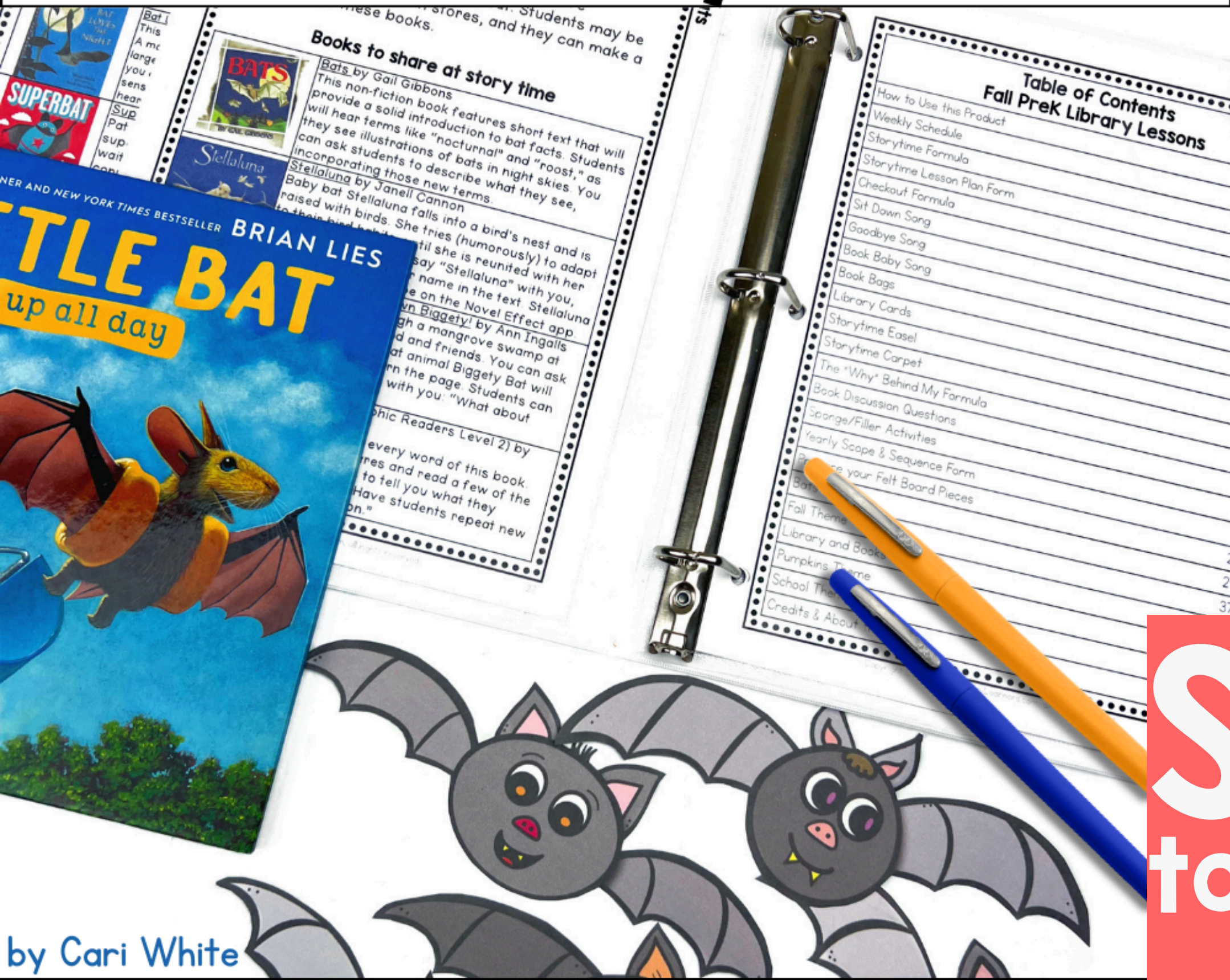


PreK Library Lessons



SCROLL
to take a look inside!

bats * books * fall * pumpkins * school

Engage your Pre-K learners with...



- the most **fun** read-alouds
- felt board activities
- active songs
- fingerplays
- routines & structure

Routines are key for this age!



A song to sit down



A song for book care



A routine for story time



A routine for check-out time



A song for goodbye

Sit Down Song (to the tune of Frere Jacques)

I sit criss cross
I sit criss cross
Eyes on you
Eyes on you
Both hands in my lap
Both hands in my lap
Quietly (sing in a whisper voice)
Quietly (sing in a whisper voice)

Copyright Carl White, LibraryLearners.com, all rights reserved

11

The Formula for Check Out Time

This formula should take about 15 minutes, once your routines are established.

1. Teacher walks students into check out area. Teacher or paraprofessional stays with students to assist with restroom emergencies. Students sit in one long line, facing librarian.
2. Librarian says, "Welcome back to the library. Let's sing our sit down song!"
3. Sing "sit down song" together.
4. Librarian says, "Now let's breathe together. Watch my fingers, and take long breaths through your nose with me."
 - Breathe in, one, breathe out.
 - Breathe in, two, breathe out.
 - Breathe in, three, breathe out.
 - Breathe in, four, breathe out.
 - Breathe in, five, deep breath out."
5. Librarian says, "Now we're ready to check out books! If you brought your book baby back to the library, then you get to choose a new book baby to take back to class with you."
6. Call students a few at a time to choose books from a tabletop or bookshelf that you have prepared for them.
7. Have students scan their library card and barcode under the scanner, then return to sit at their spot in line to "read" their book.

Copyright Carl White, LibraryLearners.com, all rights reserved

9



Make read-alouds interactive

★ Read a fun story about pumpkins

★ Then count pumpkins on the flannel board

★ Then sing and move to "Ring Around the Pumpkin!"

Pumpkins

Choose ONE or TWO activities and repeat for ALL story times with this theme.

Pumpkin Trouble by Jan Thomas
Duck decides to carve a jack-o-lantern to surprise his friends but accidentally falls into the hollow pumpkin. As he's a pumpkin student are the story.

Pumpkin Day!
An African-American pumpkin patch for Halloween. Illustrations by...

The Biggest Pumpkin
Gavin is trying to win a prize at the local pumpkin contest. Cooperation with his neighbor are worth repeating.

The GREAT Pumpkin Contest
Neighbor cats M... pumpkin contest the reader sees friendship grow pumpkins, this is how friends can...

THE FIERCE YELLOW PUMPKIN
The small round pumpkin can be as fierce and scary as you want. Your students will love this language.

Little Boo by Stacey...
Little Boo is a tiny, tiny, scary. The wise old man waits. As the season changes, a grub, snowflake, and finally becomes...

Pumpkins

Choose ONE or TWO activities and repeat for ALL story times with this theme.

Felt Board: Five Little Pumpkins
Print and laminate the 5 pumpkins starting on page 67, and stick them on the felt board. Put both on the felt board, and take pumpkins off the board as you tell the story of the Five Little Pumpkins. You and your students can also tell the story with your five fingers, putting one finger down for each pumpkin that leaves. Or you can make up motions together for the things that the pumpkins say.

Traditional Version
Five Little Pumpkins sitting on a gate.
The first one said, "Oh my! It's getting late!"
The second one said "There's a frost in the air."
The third one said "But we don't care."
The fourth one said "Let's run and run and run."
The fifth one said "I'm ready for some fun!"
Then "oooooo" went the wind and OUT went the light and five little pumpkins rolled out of sight.

My New Library Version
Five little pumpkins rolled up to school
The first one said, "The air is getting cool."
The second one said, "Let's open this door."
The third one said, "I see kids and more."
The fourth one said, "I grew from a seed."
The fifth one said, "Let's find a book to read."
Then "shhh" went the librarian and CLAP went the kids, and five little pumpkins rolled outside and hid.

Pumpkins

Choose ONE or TWO activities and repeat for ALL story times with this theme.

Pumpkins


Choose ONE or TWO activities and repeat for ALL story times with this theme.

Copyright © 2013 by LibrarianLearners.com, all rights reserved. 65

5 fall themes included

Each theme can last 6 weeks!

- Bats
- Fall/Autumn
- Library & Books
- Pumpkins
- School



Happy librarians said...



“This is my first year in the library, coming from teaching first grade. This resource **helped me so much** and took the guesswork out of planning my lessons for my 4 year olds. I plan to buy the rest! Thank you so much! This new librarian is appreciative! (A Year Full of Firsts)

”

“**Very thorough and engaging** resource. **Very helpful** to make library time much more entertaining for my youngest students! (Christina M.)

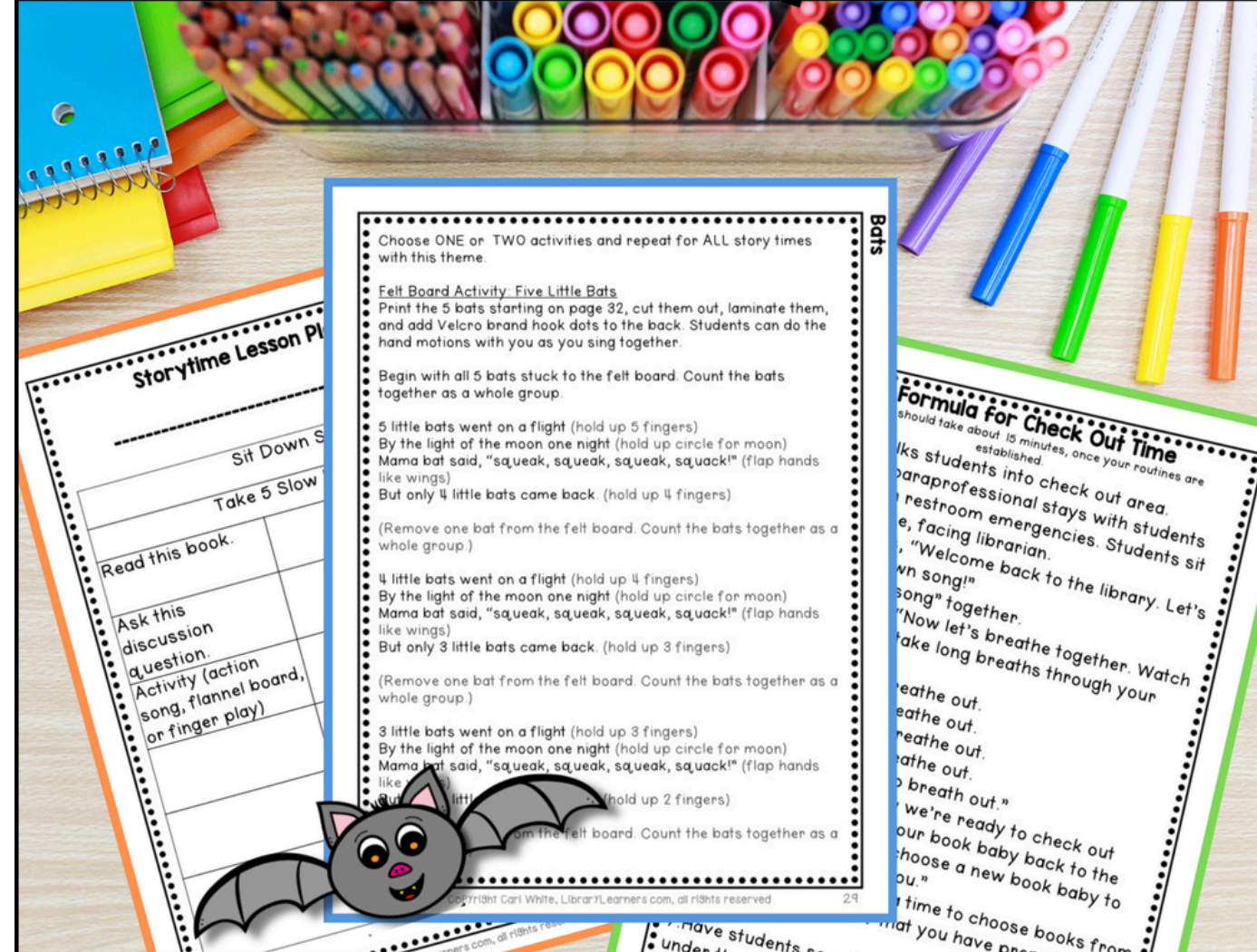
”

Save when you buy the bundle!

- Save 20% when you buy the PreK Library Lessons bundle.
- Get lessons for Fall, Winter & Spring!

My students love the songs and chants. They have been **highly engaged** and I love having some **go-to ideas** to make our lessons fun! (Lindsey H.)

PreK Library Bundle



15 themed units included

by Cari White

Click to learn more!