

PreK Library Lessons

by Cari White

Transportation

Supertruck by Stephen Savage
When a blizzard buries the city in snow, a garbage truck adds a plow and becomes Supertruck! After he clears the roads, he puts his big Clark Kent glasses back on and returns to his job of collecting the trash. Everyone wonders about the mysterious supertruck that saved the day.

Let's Go for a Drive! by Mo Willems
Elephant and Piggie are so excited to go for a drive. Gerald wants to make a detailed plan. Piggie happily fetches supplies like "Map! Map! Mappy-map-map!" They gather together all the things they will need: a map, sunglasses, umbrella. They only forget one item: a car! Meltdown, happy ending, or both?

Moo! by David LaRochelle
Cow takes her farmer's car on a wild ride through the countryside, but her joy ride ends in a collision with a police car. This story is told almost exclusively by the word "moo," with different punctuation and font stylings. You'll need to use lots of expression in your cow voice to tell this tale of cow meets sports car.

Snakes on a Train by Kathryn Dennis
Your students will enjoy making hissing sounds along with this train AND its passengers AND the crew. The switcher snake and the conductor snake guide the train, as the passengers lick ice cream cones to the tracks.

Steam Train, Dream Train by Stacey Kahn
In this rhyming story, an animal conductor and his train of passengers load up for a fun day around the tracks.

Dinosaur Rocket!
A father and daughter journey together in this rhyming story, set in a city area. They encounter diverse people and your students will enjoy joining repetitive words, like "swing, swing, swing."

The Formula for Storytime
The formula should take about 15 minutes, once your routine is established. If your pre-K classes have longer library time, you can add more books to each visit, or read more books, or add another activity.

Teacher walks students into story time area. Teacher or paraprofessional stays with students with restroom emergencies. Students are lined up with librarian, in rows.

Librarian says, "Welcome back to the library. Let's sing our sit down song!"

Students sing "sit down song" together. (page 11)

Librarian says, "Now let's breathe together. Breathe in, and take slow breaths through your nose. Breathe in, one, breathe out. Breathe in, two, breathe out. Breathe in, three, breathe out. Breathe in, four, breathe out. Breathe in, five, breathe out."

Librarian says, "Now we're ready to read!"

Teacher reads story, in animated voice, with pages facing the students so they can see the illustrations.

Teacher asks a question about the book and give all students an opportunity to respond. (Sample questions are provided.)

Teacher leads a finger play or action song or felt board activity.

Teacher says Good-bye Song.

Students line up, one row at a time, ready to go home.

Families

Choose ONE or TWO activities and repeat for ALL story times with this theme.

Felt Board: Five Little Monkeys
Print and laminate the monkeys starting on page 56 of the Clip Art files, and stick Velcro brand hook dots on the back. Start with 5 monkeys on the felt board, and take them away as you sing the song. Or you can skip the felt board and just hold up fingers, which students will be able to copy. Or you can be super coordinated and do the felt board and finger counting at the same time!

Five little monkeys jumping on the bed (hold up 5 fingers)
One fell off and bumped his head (point to head)
Mama called the doctor (hold imaginary phone to ear)
And the doctor said,
"No more monkeys jumping on the bed!" (shake pointer finger, like "no!")

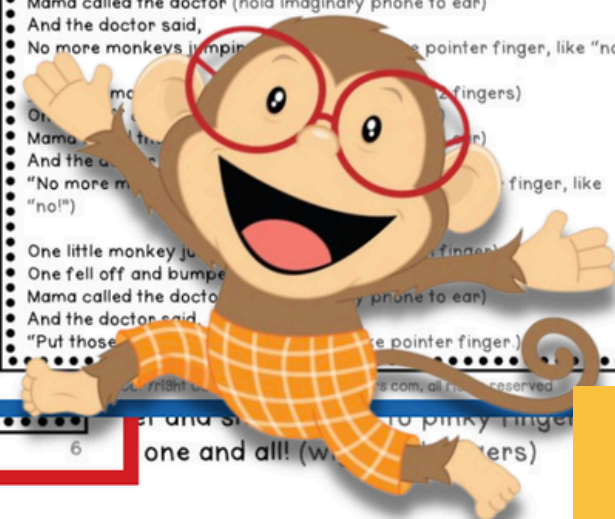
Four little monkeys jumping on the bed (hold up 4 fingers)
One fell off and bumped his head (point to head)
Mama called the doctor (hold imaginary phone to ear)
And the doctor said,
"No more monkeys jumping on the bed!" (shake pointer finger, like "no!")

Three little monkeys jumping on the bed (hold up 3 fingers)
One fell off and bumped his head (point to head)
Mama called the doctor (hold imaginary phone to ear)
And the doctor said,
"No more monkeys jumping on the bed!" (shake pointer finger, like "no!")

Two little monkeys jumping on the bed (hold up 2 fingers)
One fell off and bumped his head (point to head)
Mama called the doctor (hold imaginary phone to ear)
And the doctor said,
"No more monkeys jumping on the bed!" (shake pointer finger, like "no!")

One little monkey jumping on the bed (hold up 1 finger)
One fell off and bumped his head (point to head)
Mama called the doctor (hold imaginary phone to ear)
And the doctor said,
"Put those monkeys to bed!" (shake pointer finger, like "no!")

Good-bye Song:
Students line up, one row at a time, ready to go home.



Four Floors Up
A father and daughter journey together in this rhyming story, set in a city area. They encounter diverse people and your students will enjoy joining repetitive words, like "swing, swing, swing."

Carmela Full of Wishes by Matt de la Peña
Carmela is finally old enough to go to the family errands to the laundromat, the locksmith. Her impatient big brother helps her, helping her to make her wish. Speaking students will connect with her in this story.

A Mother for Choco by Keiko Kasu
This is a sweet, classic story about a little bird looking for a mother. Rejected by many animals because they don't look alike, Choco finds a home.

- To develop their phonological awareness. In music, words are separated into syllables, and students hear word sounds clearly.
- To develop gross and fine motor skills
- To improve memory and concentration
- To gain social skills
- To practice following directions
- To reinforce vocabulary words
- To use their imagination to visualize the stories
- To encourage students to focus on what the teacher says
- To stimulate auditory, visual, and tactile senses
- To introduce children to new words and increase their vocabulary
- To teach number concepts
- To teach position and direction words, like over and under
- To help children see themselves as part of a group
- To engage the visual, auditory, kinesthetic, and tactile senses

Get Up and Move: If You Have a Brother
Sing this song to the tune of "Mary Had a Little Lamb."

If you have a brother,
A brother, a brother
If you have a brother,
Please stand up!

Students who have a brother stand up, then sit down.

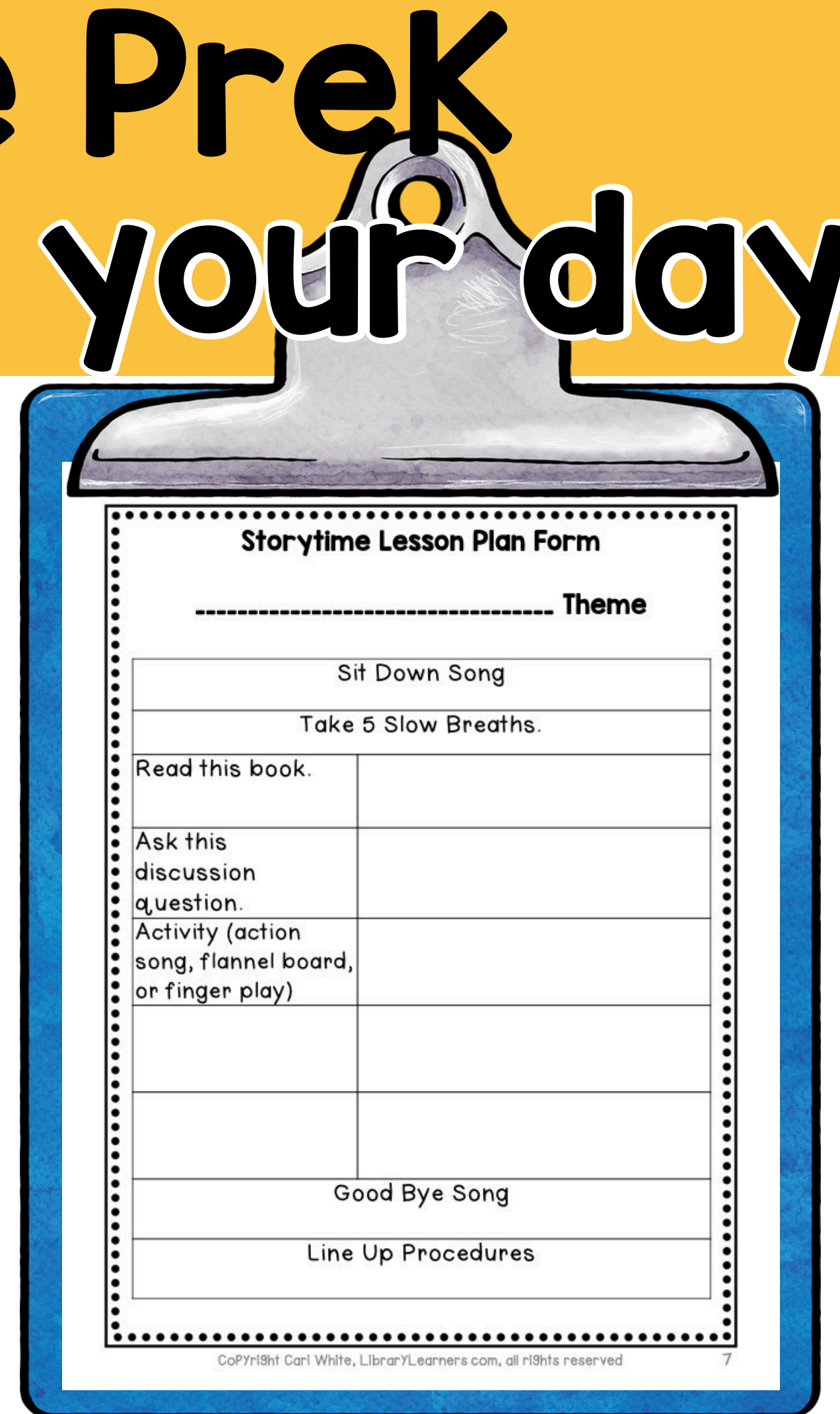
SCROLL to take a look inside!



community helpers * dinosaurs * families
pets * summer * transportation

You can make Prek the highlight of your day!

- Follow the routine
- Read great books
- Sing fun songs
- Dance & move
- Just follow the formula!



Storytime Lesson Plan Form

..... Theme

Sit Down Song	
Take 5 Slow Breaths.	
Read this book.	
Ask this discussion question.	
Activity (action song, flannel board, or finger play)	
Good Bye Song	
Line Up Procedures	

CoPYr19ht Carl White, LibrarYLearners.com, all r19hts reserved

7

6 Prek themes

★ Community helpers

★ Dinosaurs

★ Families



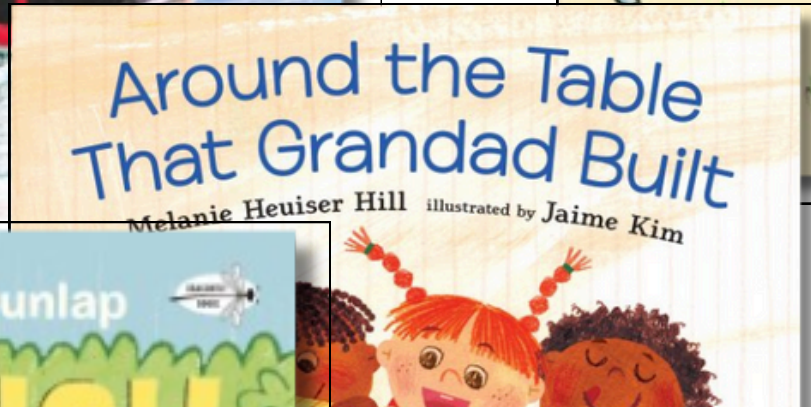

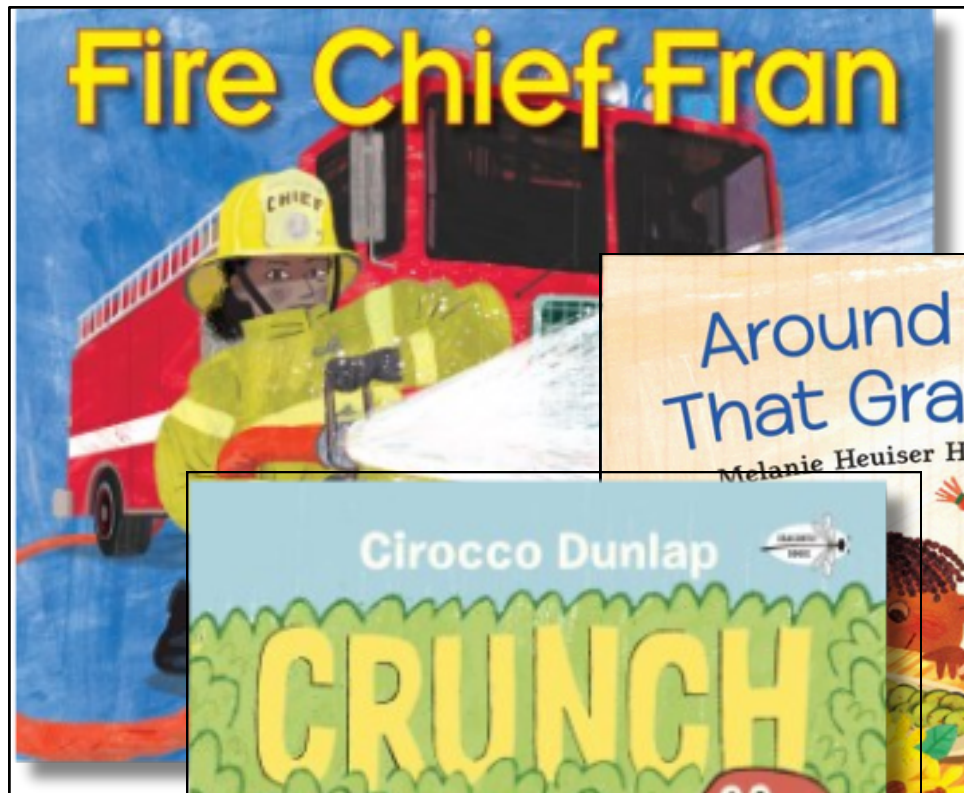
★ Pets

★ Summer

★ Transportation



Read engaging books



- ✓ 15 books per theme
- ✓ Quality books
- ✓ Perfect for this age
- ✓ Discussion questions included

Movement Activities for each theme

Action Song: The Dino Pokey

Have students stand in a circle facing the middle. Sing this song to the tune of the Hokey Pokey, but act like dinosaurs!

You put your claws in, You take your claws out,
You put your claws in, And you shake them all about.
You do the Dino Pokey
And you turn yourself around.
That's what it's all about!

You put your feet in, You take your feet out,
You put your feet in, And you shake them all about.
You do the Dino Pokey
And you turn yourself around.
That's what it's all about!

You put your teeth in, You take your teeth out,
You put your teeth in, And you shake them all about.
You do the Dino Pokey
And you turn yourself around.
That's what it's all about!

You put your tail in, You take your tail out,
You put your tail in, And you shake it all about.
You do the Dino Pokey
And you turn yourself around.
That's what it's all about!

You put your dino self in, You take your dino self out,
You put your dino self in, And you shake it all about.
You do the Dino Pokey
And you turn yourself around.
That's what it's all about!

Dinosaurs

Students will get up and move.

Each activity connects to the theme.

Repeat the same song for at least 2 weeks with the same theme.

Finger play: Ten Little Kittens

No props needed for this finger play, just your hands!

Ten little kittens standing in a row
(Palms facing forward, fingers extended)
They bow their heads to the children so
(bend fingers forward and back)
They run to the left, they run to the right
(move fingers to alternate sides, wiggling fingers)
The stretch up tall with all their might.
(stretch hands over head)

Along comes a dog, looking for some fun
(fingers of one hand resting on thumb, move hand towards other hand)

"Meow!" Away those kittens run!

(As you meow, open both hands with fingers extended, "run" hands behind back)

Pets

Each theme has an interactive felt board activity.

Dinosaurs

Choose ONE or TWO activities and repeat for ALL story times with this theme.

Felt Board: Ten Big Dinosaurs
Print and laminate the 10 dinosaurs starting on page 35 of the Clip Art file, and stick Velcro brand hook dots on the back. Hold the 10 dinosaurs in your lap as you begin the song. Add and take away dinosaurs as you sing the song. Or you can skip the felt board and just hold up fingers, which students will be able to copy. Or you can be even more coordinated and do the felt board and finger counting at the same time!

1 big, 2 big, 3 big dinosaurs,
4 big, 5 big, 6 big dinosaurs,
7 big, 8 big, 9 big dinosaurs
10 big dinosaurs!

10 big, 9 big, 8 big dinosaurs,
7 big, 6 big, 5 big dinosaurs,
4 big, 3 big, 2 big dinosaurs
1 big dinosaur, then none!

They all lived a long, long time ago.
They all lived a long, long time ago.
They all lived a long, long time ago.
Now there are no more.



More Ways to Use this Resource

★ Kindergarten

★ Early Childhood


★ Preschool

★ Public Library



Storytime Carpet

I prefer a storytime carpet that makes it easy for all students to understand where to sit and where their personal space is, and that helps students line up when it's time to go.








A rug with squares or circles for each student to sit on will help your library routine go more smoothly. It doesn't have to be fancy. In fact, the simpler, the better.

A rug like the one in the picture lets each student have a rectangle to sit in, and a line not to cross. It has different colored rows so that students can stand up in a row when it's time to leave. You can call one color row at a time to come line up at the door. (If you want to make yourself crazy, try calling first row, second row, third row. That just doesn't work in preK!)

Copyright Carl White, LibraryLearners.com, all rights reserved

Community Helpers

	Nimoshom and His Bus by Penny Thomas This is a gentle story of a kind school bus driver who teaches his riders Cree words, spoken by indigenous people in Canada. Ask your students what words their school bus driver says every day when they get on the bus.
	Firefighters to the Rescue! by R.W. Alley In illustrations similar to Richard Scarry's Busytown, animal firefighters rescue cat twins, put out fires, and save the town ice cream parlor. This book is filled with equipment details and cross-section pictures. If you have time, you can see what additional details students observe in the artwork.
	Whose Vehicle Is This? by Sharon Katz Cooper This book is perfect for interaction with your students, as each page shows a partial illustration of a vehicle and asks a question like, "Whose vehicle is this, carrying lots of children?" Your students will have fun guessing the answer before you turn the page.
	Stanley the Mailman by William Bee This book is part of a series featuring Stanley, the mellow hamster doing a variety of jobs. In this title, we see Stanley being responsible for delivering the mail, and we see different reactions from neighbors as they receive different types of mail.
	Fire Chief Fran by Linda Ashman This action-packed picture book features a diverse team of firefighters, with rhyming text perfect for your read-aloud. Your students will see how firefighters work together, how they train, and the variety of ways that they help their community in a single day.

Copyright Carl White, LibraryLearners.com, all rights reserved



Sit Down Song
(to the tune of Frere Jacques)

I sit criss cross
I sit criss cross
Eyes on you
Eyes on you
Both hands in my lap
Both hands in my lap
Quietly (sing in a whisper voice)
Quietly (sing in a whisper voice)

Copyright Carl White, LibraryLearners.com, all rights reserved