

NEWBERY

2000-
2026



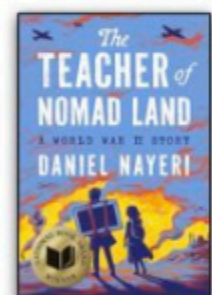
2026 Newbery Medal Winner
All the Blues in the Sky
by Renée Watson

Call Number



2026 Newbery Honor Book
The Undead Fox of
Deadwood Forest
by Aubrey Hartman

Call Number



2026 Newbery Honor Book
The Teacher of Nomad Land
by Daniel Nayeri

Call Number



2026 Newbery Honor Book
A Sea of Lemon Trees
by Maria Dolores Aguilá

Call Number

Copyright Cari White, LibraryLearners.com

8

by Cari White
Library
LEARNERS

SCROLL
to take a look inside!

2 LIBRARY LESSONS + SCAVENGER HUNT

NEWBERY MEDAL & HONOR

The image displays three overlapping lesson plan documents. The leftmost document is titled "Newbery Lesson Plan 1: About the Award" and includes sections for Standards (AASL ID.1), Preparation (choosing a book with a sticker), and Lesson (welcoming students, showing an example medal, explaining the award, and watching a video about the award). The middle document is titled "Newbery Lesson Plan 2: Find the Books" and includes sections for Standards (AASL ID.1 and AASL IIIA.2), Preparation (printing scavenger hunt cards), and Lesson (welcoming students, reminding them of the previous lesson, and explaining the scavenger hunt). The rightmost document is titled "Extension Activities" and includes sections for Library Center (placing scavenger hunt cards), Ebooks (searching the catalog), Video Book Talks (watching a video about favorite Newbery books), First Chapter (reading the first chapter of a Newbery book), Picture Book (reading a Newbery picture book), Watercross, Crown: An Ode to the Fresh Cut, or Last Stop on Market Street (discussing similarities and differences), and Newbery Predictions Videos (asking students to predict the best Newbery book).

Newbery Lesson Plan 1: About the Award

Standards
AASL ID.1
Learners participate in an ongoing inquiry-based process by continuing to seek knowledge.

Preparation
Choose one of your library books that has a Newbery sticker on the cover. Have it available to show your students during this lesson.

Lesson

1. Welcome your students back to the library.
2. Hold up the example Newbery medal or honor book that you have chosen from your library, and ask students to give you a thumbs up if they've ever noticed a gold or silver medal sticker on a library book.
3. Explain that one of the medals that might see on a book is the Newbery medal. Explain that today they will learn more about the Newbery medal.
4. Either read the "About the Newbery Award" information on this product, or show [this video about the Newbery Award](#) (5 minutes). Tell your students that after the video, you will share a fact that they learned from the video.
5. After the video, ask your students to turn to their partners and share one thing they learned with their partner.
6. [Watch author Jerry Craft](#) unbox his 2020 Newbery Medal book about how he wasn't really a reader growing up.
7. If you have enough time, you can share [this video about Newbery Medal-winning books](#) where many Newbery medal-winning authors talk about writing their books. (9 minutes)

Newbery Lesson Plan 2: Find the Books

Standards
AASL ID.1
Learners participate in an ongoing inquiry-based process by continuing to seek knowledge.
AASL IIIA.2
Learners identify collaborative opportunities by deciding to solve problems informed by group interaction.

Preparation
Print the scavenger hunt cards for books that your library owns on cardstock. Cut them apart and laminate them if you'd like. Remove the cards for books your library doesn't own and, if you'd like, make duplicates for books that your library does own.
If you are having students complete exit tickets, make copies of the exit ticket you choose. Place exit tickets and pencils on each table.
If you are having students write call numbers on small sticky notes, have sticky notes and pencils available at each table.

Lesson

1. Welcome your students back to the library.
2. Remind students that in the last library lesson, they learned about the Newbery Medal, awarded to the most excellent American children's book published the previous year.
3. Explain that today you will be finding the Newbery Medal books and Honor books in your school library. If students will be working with a partner, explain how they will be paired up.

Newbery Lesson Plan 2: Find the Books (continued)

4. Give students instructions for the scavenger hunt. Here are the options you may give your students:
 - Take ___ scavenger hunt cards per partner group (This choice will depend on how much time you have available in your library class period and whether or not they will need to spend time completing tickets.)
 - Find the book shown on the card either on the bookshelf or in the library's online catalog (You can choose whether you want your students to practice searching your online catalog or the shelves both.)
 - Write the book's call number on a sticky note and attach it to the scavenger hunt card OR add the book's information to your scavenger hunt card OR add the book's information to your exit ticket.
 - When the countdown on the screen reaches zero OR when you have completed your exit tickets, whichever comes first, bring your scavenger hunt cards and exit tickets to me.
5. Have a brief conversation with students as they hand in their scavenger hunt cards and exit tickets. Did they understand call numbers? Did they identify title and author? Did they choose a book they might like to read? Did they communicate well with their partner?
6. If you have enough time, or if you have fast finishers, bring one of the Newbery books they found back to the table and read the blurb aloud to someone else at the table. This will help them learn more about the books and develop a habit of reading more about books in the library.

Extension Activities

Library Center: Place the scavenger hunt cards at a library center, with a sign instructing students to place them in alphabetical order by author's last name.

Ebooks: Ask students to search your ebook catalog (if you have one), to determine which Newbery medal and honor books are available to read as ebooks.

Video Book Talks: The Word Nerd enthusiastically shares her favorite Newbery Award Winning books in [a 15-minute video](#). This video will answer some of the questions your students might have, like "why did the Harry Potter books not win a Newbery award?"

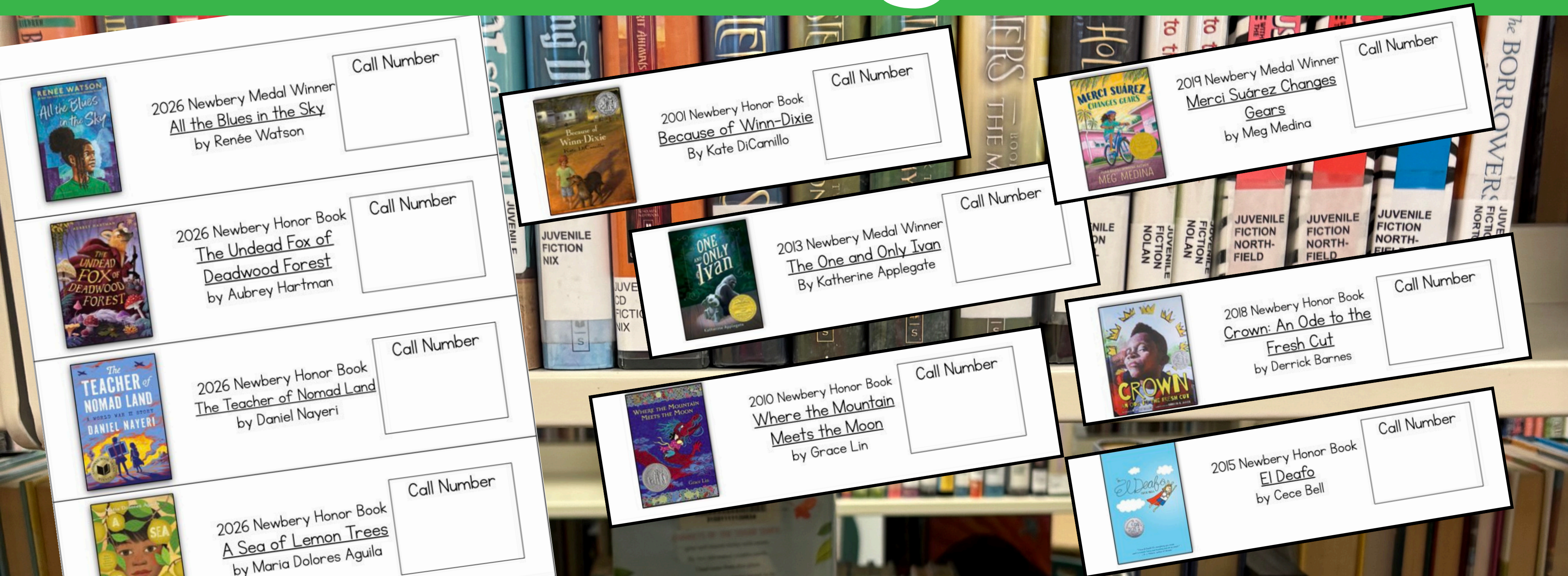
First Chapter: Read the first chapter of a Newbery award-winning book aloud. Choose one of your favorites and share why you love it. Students will be wanting to check that book out for the rest of the school year!

Picture Book: Read aloud a Newbery award-winning picture book, like *Watercross, Crown: An Ode to the Fresh Cut*, or *Last Stop on Market Street*. Discuss the similarities and differences between picture books and chapter books.

Newbery Predictions Videos: After you show a Newbery prediction video like [this one](#) (7 minutes), ask your students to think about the books that they are currently reading. Do they think that their book is one of the very best? Does it deserve an award?

2 lesson plans + extension activities

The Scavenger Hunt



**a card for every Newbery medal & honor book
from 2000 to 2026**

You also get...





Name: _____ Teacher: _____

Today I learned about the Newbery Medal and Honor books in our library. Here are the books that I found.

Call Number	Title

Here's the title of the book I'd like to read _____

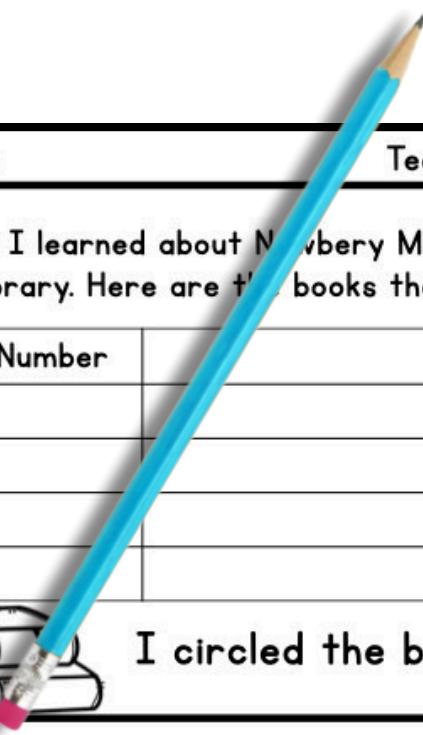



Name: _____ Teacher: _____

Today I learned about Newbery Medal and Honor books in our library. Here are the books that I found.

Call Number	Title

I circled the book I'd like to read.



Name: _____ Teacher: _____

Today I learned about Newbery Medal and Honor books in our library. Here are four books that I found.



Call Number	Title

I found this book that I'd like to read

Call number: _____

Title: _____

Author: _____



Exit tickets so you can give grades or check for understanding

How will this help your students?

- ✓ Practice using the online catalog
- ✓ Work with a partner
- ✓ Learn to find books on the shelf
- ✓ Empower students to find award-winning books on their own
- ✓ Encourage students to think critically about book awards

Name: _____ Teacher: _____

Today I learned about Newbery Medal and Honor books in our library. Here are four books that I found.

Call Number	Title
F BRU	The War That Saved My Life

I found this book that I'd like to read.

Call number: _____

Title: _____

Author: _____

Copyright Carl White, LibraryLearners.com

Librarian Reviews:



“A great way to keep the students **engaged** while learning about the Newbery books!”



“This was a **fun and engaging** way for my students to learn about Newbery books and to practice call numbers.”

SAVE BIG WHEN YOU BUY THE BUNDLE!



“What a great way to get the students up and moving and participating in their learning. They had a great time and learned along the way.”

[Click to learn more!](#)

LIBRARY LESSONS & SCAVENGER HUNTS



YEAR-LONG MEGA BUNDLE

by Cari White