

Library Bingo

Grades

3-5



← #

→

The back cover of a book often has a blurb that tells you what the book is about.

back cover

Read this blurb when you are previewing a book and deciding if you want to check it out.

Celebrating 20 years of Kate DiCamillo's heartwarming family tale

Making friends in a new town is never easy, but when Opal adopts a stray dog she names after the grocery store where she found him, she learns that friendship—and forgiveness—can sneak up on you like a sudden storm.

This updated edition of Kate DiCamillo's classic novel invites readers to make themselves at home—whether they're experiencing the book for the first time or returning to an old favorite.


"Books like these give us hope for the world."
—The Boston Globe

Visit Kate DiCamillo at www.katedicamillostoriesconnects.com

Consider that Christmas traditions never.

Cover illustration copyright © 2019
by J. B. Lee
Author photo copyright © 2019
by Catherine South Photography
2019
CANDLEWICK PRESS

Library Bingo

	biography	illustrator		
front cover	nonfiction	reference		
shelf	check out	FREE SPACE	table of contents	
title	due date	author	genre	voice
fiction	Dewey Decimal system	bookmark	reference book	librarian

Library Bingo

	Dewey decimal system	title	table of contents	librarian
shelf	back cover	author	voice	
reference book	FREE SPACE	genre	bookmark	
movement	library card	fiction		
	return	catalog		

Library Bingo

front cover	biography	spine	author	call number
Dewey decimal system	back cover	bookmark	genre	due date
librarian	library card	FREE SPACE	voice	table of contents
check out	reference book	return	shelf	catalog
title	movement	nonfiction	renew	fiction

Make library orientation and review FUN!

30 unique cards + 28 **editable** Google Slides

How will this bingo help you?



Library Bingo

front cover	fiction	author	nonfiction	bookmark
	title	reference book	table of contents	due date
return	genre		check out	Dewey decimal system
voice	librarian	spine	movement	library card
call number	catalog	renew	back cover	biography

- ✓ Reinforce your library rules and expectations...without lectures
- ✓ Help students internalize key library vocabulary and procedures
- ✓ Encourage independence and confidence in navigating your library
- ✓ Make orientation engaging, memorable, and stress-free—for you and your students

WHAT'S INCLUDED

Library Bingo

biography	spine	renew	back cover	catalog
library card	due date	illustrator	librarian	return
Dewey decimal system	title		movement	
genre	nonfiction	reference book	shelf	bookmark
table of contents	author	check out	call number	front cover







Library Bingo

reference book	librarian	table of contents	call number	
due date		author 	fiction	title
front cover	library card		biography	
spine	return	voice 		renew
	Dewey decimal system		nonfiction	back cover



Library Bingo

	library card		title	voice 
call number	Dewey decimal system	biography		due date
	librarian		author 	front cover
nonfiction			spine	
reference book	renew	table of contents	back cover	check out

3 sets of 30 unique bingo cards

You also get...



28 editable slides to customize
with YOUR library rules &
procedures

+ 2 pages of teaching tips

BINGO

School Library Bingo- Teaching Tips

Learning Objective: The objective of this game is to introduce and to reinforce library vocabulary, expectations, and procedures.

Materials Needed:

- * bingo cards (included in this product);
- * bingo markers or chips for each student (see suggestions below);
- * 2 copies of the Caller's Card list of library terms (included in this product).

You will cut up one list of library terms to draw from. You will mark off the other list so that you know what has been called. You may choose to print your bingo cards on card stock or to laminate them so that they last for multiple classes and multiple years. If allowed, you can use edible bingo markers like cereal or mini marshmallows. You can find inexpensive plastic bingo markers on Amazon. Or you can print the bingo cards for single use and have students use bingo daubers.

Rules & Setup: Each student should have one bingo card and a bingo dauber or 25 markers or chips. Explain to students that when they hear a word called, they should mark it on their bingo cards. Their goal is to achieve a horizontal, vertical or diagonal row on their bingo card. You may want to demonstrate this under your document camera. You may have students who aren't familiar with the game of bingo.

Fun Variations: You can play bingo variations, like black out (all spaces are covered); four corners (the four corners of the bingo board are covered); or outside edge (all spaces along the 4 outside edges are covered).

School Library Bingo

Playing the Game: You will project the Google Slides on your screen or interactive white board as you play. First, everyone will cover their free space. Then you (or a student helper) will draw one library term at a time. You will discuss the information on the Google Slide as students find and cover that library term on their bingo board.

Google Slides: The editable Google slides are at [THIS LINK](#). You will need to go to File>Make a Copy to make your own editable copy. I used the Google font "Teachers," and you can use that one or whatever font you'd like. In the speaker's notes, I've shared information about how you might edit each Google Slide to customize it for your school library.

When a Student Bingos: Plan ahead for what you will do when a student calls out "bingo!" If it's the beginning of the school year, you might give them their library card to write their name on and decorate while other students continue to play. If it's later in the school year, you might give them a prize, like a special bookmark.

When to Play: I recommend playing this game at the beginning of the school year, to introduce your rules and procedures, then again after the winter break, when your students may need a refresher after being away from school for a few weeks. Take note of terms that seem to confuse your students. Those terms might need a mini-lesson in the future.



Library Bingo

renew	biography	illustrator	catalog	movement
front cover	nonfiction	return	library card	call number
shelf	check out	FREE SPACE	table of contents	back cover
title	due date	author	genre	voice
fiction	Dewey Decimal	bookmark	reference book	librarian

Ready to make your library lessons more interactive? Grab this Library Bingo set and save time while boosting engagement!