



# WHAT'S INCLUDED

The image displays 12 maze worksheets, each with an answer key. The worksheets are arranged in a grid and feature various themes like 'Spring Nonfiction', 'Winter Nonfiction', and 'Fall Nonfiction'. Each maze starts at a 'START' point and ends at an 'END' point, with a 'MYSTERY WORD' box at the bottom. The answer keys are highlighted in different colors: yellow for 'PUZZLES', cyan for 'RAINBOW', yellow for 'BLANKET', and green for 'HARVEST'.

- NONFICTION MAZE A (Green border):** Mystery word: PUZZLES
- SPRING NONFICTION MAZE C (Purple border):** Mystery word: RAINBOW
- WINTER NONFICTION MAZE A (Blue border):** Mystery word: BLANKET
- FALL NONFICTION MAZE B (Orange border):** Mystery word: HARVEST

12 mazes with answer keys

# You also get...

## Teaching Tips

There are **3 different versions** of this Nonfiction Maze. Each one includes the same nonfiction Dewey numbers, but in different order and with a different word to unscramble. You can use one version for your demonstration, and give the other 2 versions to your students.

This product also includes an **optional "fun fact" activity** that you can copy on the back side of the maze, for students to complete if you have enough time in your library class period. Or they can complete the maze during one class period and the fun fact activity in a second class period.

I recommend that you **demonstrate the first few steps** of this activity under the document camera before students start working on their own or with a partner. Each maze has the same starting statement.

- Show students how to search your online library catalog for a topic, then where to locate the call number.
- Show students how to circle a correct statement and how to cross out an incorrect statement.
- Show students how to circle the letter between two correct statements.
- Show students where the maze ends and where they will write the unscrambled mystery word, made up of all the letters they've circled.

I hope these mazes help your students have fun as they practice using your library catalog and finding nonfiction books on the shelves.

Happy reading!

Cari

## Teaching

## Tips

Dewey

A fun fact activity to copy  
on the back of the mazes

## FIND A FUN FACT

After you solve the maze, find a nonfiction book about one of the topics from the other side of this page. Look for an interesting fact in that book and write it below.

Title: \_\_\_\_\_

Author: \_\_\_\_\_

Call Number: \_\_\_\_\_

Fun Fact:


\_\_\_\_\_

\_\_\_\_\_

\_\_\_\_\_

\_\_\_\_\_

\_\_\_\_\_



# How will they help your students?

- ✓ Practice using the online catalog
- ✓ Work with a partner
- ✓ Learn to find books on the shelf
- ✓ Empower students to find nonfiction books on their own
- ✓ Encourage students to think critically about the subjects of books


Name: \_\_\_\_\_ Teacher: \_\_\_\_\_

## NONFICTION MAZE C

To complete this challenge, you must FIRST make your way through the maze by following ONLY the TRUE statements. Then, UNSCRAMBLE the letters to determine the 7-letter mystery word. If you cannot form a 7-letter word, you likely went the wrong way!

**START**

The call number for books about DINOSAURS starts with 567.	Y	The call number for books about DRAWING starts with 743.	Y	The call number for books about WEATHER starts with 551.
L	C	D	P	S
The call number for books about ALIENS starts with 552.	U	The call number for books about MATH starts with 398.	O	The call number for books about CARS starts with 629.
F	B	R	K	
The call number for books about PLANETS starts with 523.	I	The call number for books about SHARKS starts with 597.	G	The call number for books about DOGS starts with 580.
N	M	A	H	
The call number for books about TIGERS starts with 499.	T	The call number for books about HORSES starts with 636.	E	<b>END</b>

MYSTERY WORD 

© Cari White, Library Learners, all rights reserved

# No Prep!

Just copy the mazes, with the fun facts activity on the back.

Name: \_\_\_\_\_ Teacher: \_\_\_\_\_

### NONFICTION MAZE B

To complete this challenge, you must FIRST make your way through the maze by following ONLY the TRUE statements. Then, UNSCRAMBLE the letters to determine the 7-letter mystery word. If you cannot form a 7-letter word, you likely went the wrong way!

**START**

The call number for books about DINOSAURS starts with 567.	R	The call number for books about CARS starts with 629.	I	The call number for books about HORSES starts with 636.
H	C	M	X	A
The call number for books about TIGERS starts with 499.	O	The call number for books about MATH starts with 398.	E	The call number for books about SHARKS starts with 597.
D	P	B	K	
The call number for books about DOGS starts with 580.	T	The call number for books about WEATHER starts with 551.	F	The call number for books about PLANETS starts with 523.
Y	R	L	U	
The call number for books about PLANETS starts with 523.	L	The call number for books about DRAWING starts with 743.	Y	<b>END</b>

MYSTERY WORD →

© Cari White, Library Learners, all rights reserved

### FIND A FUN FACT

Once you solve the maze, find a nonfiction book on one of the topics from the other side of the maze. Look for an interesting fact in that book and write it below.

Number: \_\_\_\_\_

Fact: \_\_\_\_\_

\_\_\_\_\_


\_\_\_\_\_

\_\_\_\_\_

\_\_\_\_\_

\_\_\_\_\_

\_\_\_\_\_



© Cari White, Library Learners, all rights reserved

# LIBRARIAN REVIEWS

Here's what librarians have said about these Dewey Nonfiction Mazes:

“This was the perfect resource to use during Nonfiction KNOWvember! Students worked with a partner to complete the maze using a Chromebook and our online catalog to answer the questions. Students who had the correct answer to the mystery word received a fun water bottle sticker. It was a great pre-Thanksgiving activity!”

“Thanks so much for your hard work on this resource. My students enjoyed it.”